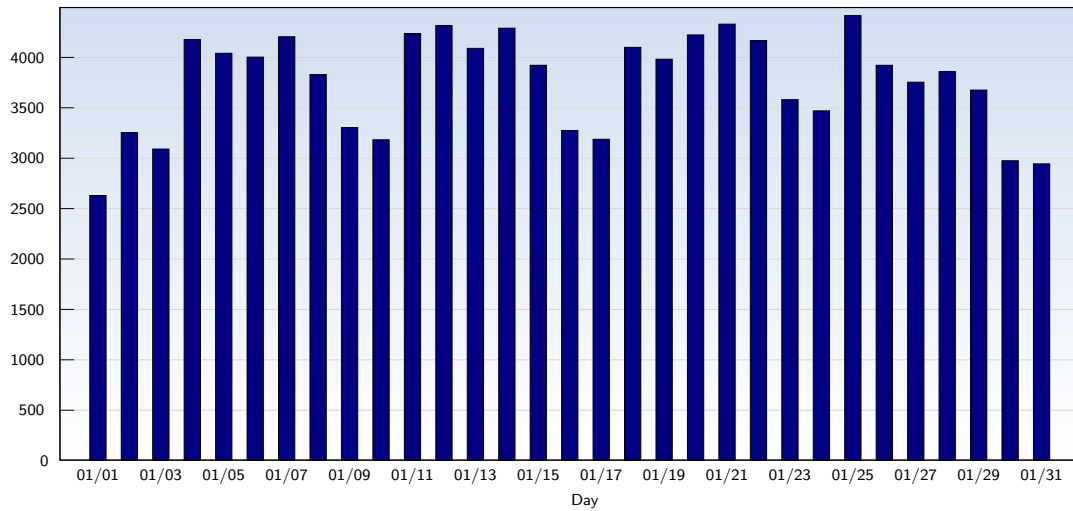




Unique Visits

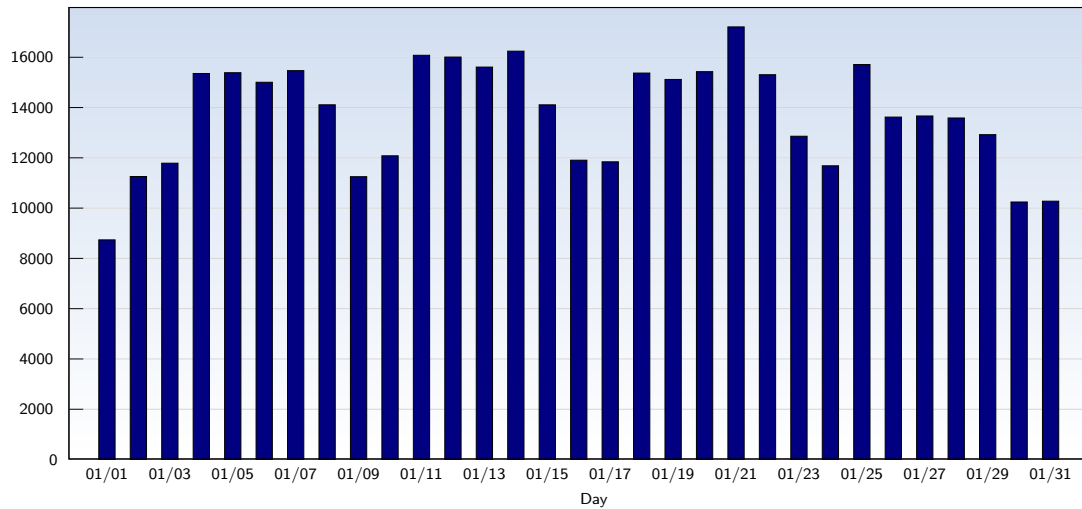


Date	Amount
Friday 01/01/2010	2631
Saturday 01/02/2010	3255
Sunday 01/03/2010	3092
Monday 01/04/2010	4178
Tuesday 01/05/2010	4042
Wednesday 01/06/2010	4004
Thursday 01/07/2010	4206
Friday 01/08/2010	3831
Saturday 01/09/2010	3305
Sunday 01/10/2010	3184
Monday 01/11/2010	4238
Tuesday 01/12/2010	4318
Wednesday 01/13/2010	4091
Thursday 01/14/2010	4291
Friday 01/15/2010	3923
Saturday 01/16/2010	3276

Date	Amount
Sunday 01/17/2010	3189
Monday 01/18/2010	4101
Tuesday 01/19/2010	3983
Wednesday 01/20/2010	4224
Thursday 01/21/2010	4331
Friday 01/22/2010	4168
Saturday 01/23/2010	3582
Sunday 01/24/2010	3471
Monday 01/25/2010	4416
Tuesday 01/26/2010	3923
Wednesday 01/27/2010	3755
Thursday 01/28/2010	3861
Friday 01/29/2010	3677
Saturday 01/30/2010	2976
Sunday 01/31/2010	2945
Total	116467

This analysis summarizes multiple page impressions of an individual visitor into unique visits. A visitor is counted as an unique visit when requesting at least one page. If more than 30 minutes have elapsed since the first page impression, further requests will be counted as a new unique visit.

Page Views



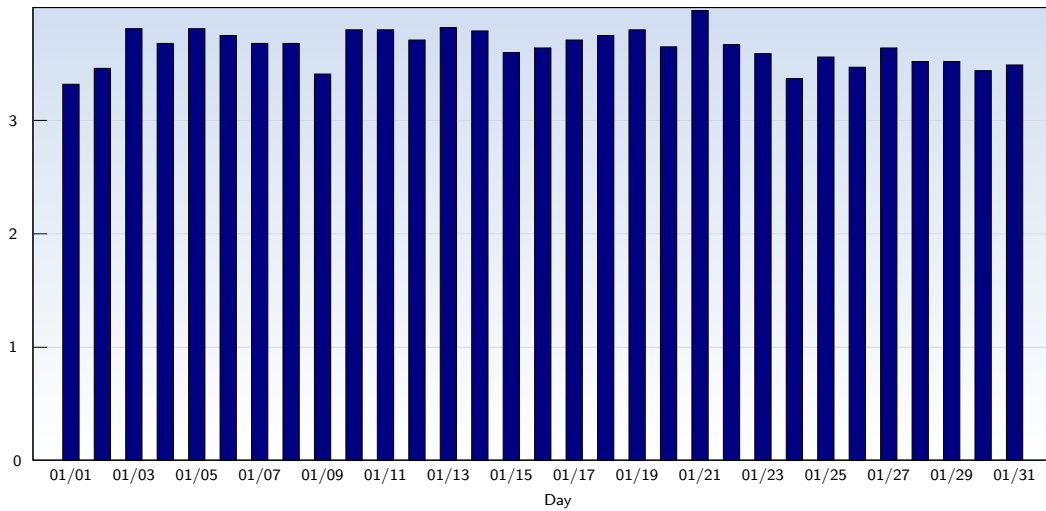
Date	Amount
Friday 01/01/2010	8742
Saturday 01/02/2010	11262
Sunday 01/03/2010	11792
Monday 01/04/2010	15360
Tuesday 01/05/2010	15391
Wednesday 01/06/2010	15011
Thursday 01/07/2010	15473
Friday 01/08/2010	14114
Saturday 01/09/2010	11255
Sunday 01/10/2010	12086
Monday 01/11/2010	16084
Tuesday 01/12/2010	16014
Wednesday 01/13/2010	15615
Thursday 01/14/2010	16248
Friday 01/15/2010	14113
Saturday 01/16/2010	11911

Date	Amount
Sunday 01/17/2010	11847
Monday 01/18/2010	15377
Tuesday 01/19/2010	15123
Wednesday 01/20/2010	15433
Thursday 01/21/2010	17213
Friday 01/22/2010	15311
Saturday 01/23/2010	12864
Sunday 01/24/2010	11688
Monday 01/25/2010	15716
Tuesday 01/26/2010	13626
Wednesday 01/27/2010	13670
Thursday 01/28/2010	13590
Friday 01/29/2010	12927
Saturday 01/30/2010	10249
Sunday 01/31/2010	10281
Total	425386

These statistics show all successful page views (also known as page impressions) and the time they were made. Only fully loaded pages are counted. Individual images and components are not included.



Pages per Visit



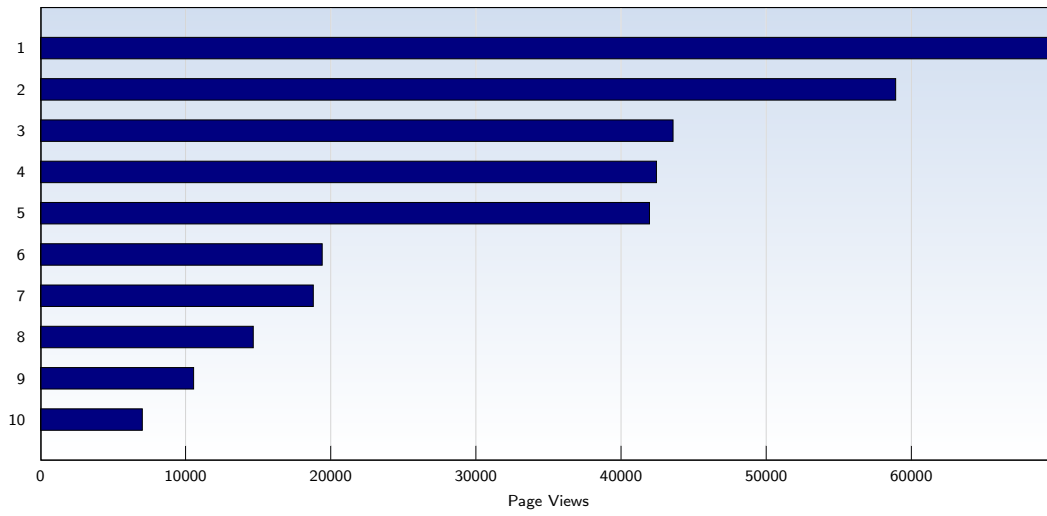
Date	Amount
Friday 01/01/2010	3.32
Saturday 01/02/2010	3.46
Sunday 01/03/2010	3.81
Monday 01/04/2010	3.68
Tuesday 01/05/2010	3.81
Wednesday 01/06/2010	3.75
Thursday 01/07/2010	3.68
Friday 01/08/2010	3.68
Saturday 01/09/2010	3.41
Sunday 01/10/2010	3.80
Monday 01/11/2010	3.80
Tuesday 01/12/2010	3.71
Wednesday 01/13/2010	3.82
Thursday 01/14/2010	3.79
Friday 01/15/2010	3.60
Saturday 01/16/2010	3.64

Date	Amount
Sunday 01/17/2010	3.71
Monday 01/18/2010	3.75
Tuesday 01/19/2010	3.80
Wednesday 01/20/2010	3.65
Thursday 01/21/2010	3.97
Friday 01/22/2010	3.67
Saturday 01/23/2010	3.59
Sunday 01/24/2010	3.37
Monday 01/25/2010	3.56
Tuesday 01/26/2010	3.47
Wednesday 01/27/2010	3.64
Thursday 01/28/2010	3.52
Friday 01/29/2010	3.52
Saturday 01/30/2010	3.44
Sunday 01/31/2010	3.49
Average	3.65

The average number of pages opened per unique visit. Only fully loaded pages are counted.



Top 10 Popular Pages

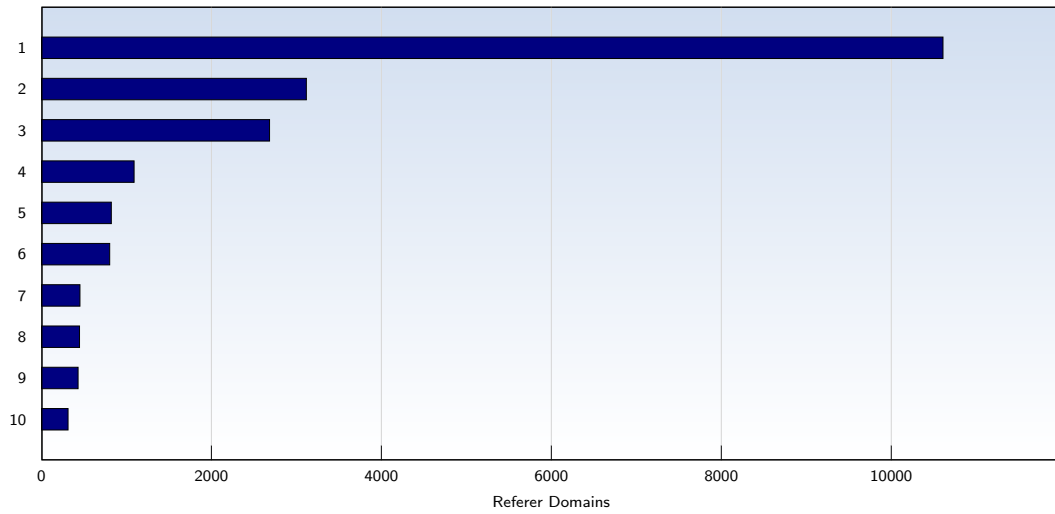


Rank	Page	Amount	%
1	gamingfloor.com/tinc	69769	16
2	gamingfloor.com/vertical_fill.html	58928	13
3	gamingfloor.com/Editorial.htm	43592	10
4	gamingfloor.com/Contents.htm	42448	9
5	gamingfloor.com/	41968	9
6	gamingfloor.com/employ/display.html	19421	4
7	gamingfloor.com/employ/contents.html	18808	4
8	gamingfloor.com/employ/index.htm	14672	3
9	gamingfloor.com/employ/Jobs_Casino.htm	10563	2
10	gamingfloor.com/DayShips.html	7029	1
	Total	425386	

These statistics show you the most frequently called pages.



Top 10 Referer Domains



Rank	Domain	Amount	%
1	google.com	10610	9
2	yahoo.com	3119	2
3	google.co.uk	2686	2
4	bing.com	1092	0
5	google.ca	824	0
6	google.ro	805	0
7	google.it	455	0
8	google.de	450	0
9	google.com.au	433	0
10	google.com.sg	315	0
	Total	29578	

29578 out of 116467 visits contained a referer that could be evaluated. This analysis shows domains referring to your site. Subpages are summarized under the main domain.